

+ INSTRUCT Drive ELVT

Variable and Fixed Drive system

The INSTRUCT Drive[®] ELVT variable-speed drives (VSDs) include many standard features to protect and control ESPs and surface pumping systems for variable-speed applications.

The INSTRUCT Drive ELVT can be configured with an integral output sine wave filter (SWD), typically used with ESPs. The output voltage wave form is similar to that of a true sine wave and thus results in less voltage stress and a longer life for the motor, cable, and other electrical components.

The INSTRUCT Drive ELVT can come in a 6, 12 or 18 Pulse configuration. The 18-pulse configuration comes with an innovative phase-shifting auto transformer. Many engineering consulting firms consider this design to be the most effective and reliable because it virtually eliminates harmonics distortion reflected back to the power system and provides clean power to the downstream services.

The use of a VSD allows a pumping system to perform across a wider operating range than is possible using a fixed-speed drive (FSD) because of the VSD's ability to vary the speed of the motor. Optimum producing conditions can be preset and maintained by automatically adjusting the speed to a preset drawdown pressure or load. Making this adjustment decreases the need to resize a pump as operating conditions change. It thus reduces downtime and operating costs.



INSTRUCT Drive ELVT VSD (6 & 12 Pulse)



INSTRUCT Drive ELVT VSD (18 Pulse)



INSTRUCT Drive ELVT VSD (18 Pulse)

APPLICATIONS

- + ESP operations
- + Surface pumping operations

BENEFITS

- + Prolongs electrical system life
- + Reduces operating and installation costs
- + Minimizes downtime
- + 18-Pulse option
 - Increase power efficiency
 - Reduces harmonics reflection on supply power system
 - Reduces overall footprint
 - Simplest installation with three-wire input and three-wire output

FEATURES

- + Speed control to maintain constant load or pressure
- + Ability to start an ESP while motor is spinning
- + Rocking start, used to start wells with stuck pumps
- + Programmable automatic load reduction (soft-stall function)
- + StarShield® transient voltage surge suppressor for protection against lightning strikes and voltage surges
- + Load-side, phase-to-phase, short-circuit protection
- + Sine wave output filter (SWD)
- + Hall-effect high-frequency response current transformer for current sensing
- + 18-Pulse option
 - No external phase shifting transformer requirement. Direct replacement for existing 6-pulse transformer
 - TUV third party certified IP-56 enclosure
 - IEEE-519 compliant

ENHANCED OPERATION AND PROTECTION

Standard features enhance downhole and surface operations. The rocking-start function switches the motor direction back and forth to start units that are stuck, particularly in abrasive environments. The current-pressure mode allows pumps to be set to a target load or pressure and their speed to be adjusted as operating conditions change. This flexibility in speed helps stabilize operations in gassy and viscous environments, and it maximizes uptime.

INSTRUCT Drive ELVT VSDs use the INSTRUCT Control UAC1 Universal Acquisition Controller as the single user interface for all wellsite control and data acquisition requirements.

The INSTRUCT Control UAC1 unit's expandable functionality optimizes data gathering, remote monitoring, and controls related to downhole and surface pumping operations.

The modular, customizable controller provides

- + a single point for all wellsite data gathering, including data from the Schlumberger Phoenix or other vendors artificial lift downhole monitoring system
- + ability to start an ESP while motor is spinning
- + setting of alarms and parameters for auto restart
- + programmable automatic load reduction (soft-stall function)
- + user-adjustable long acceleration curve to prevent sand production.

INSTRUCT Drive ELVT VSDs are provided in NEMA 1- (indoor) and NEMA 3R-rated (indoor or outdoor) enclosures. For outdoor use, the NEMA 3R has all its electronic components located inside a sealed (NEMA 4) section of the drive enclosure with no exchange of outside cooling air. It is suitable for use in subzero and high-temperature submersible pump climates, operating in temperatures ranging from -30 degC to 50 degC [-22 degF to 122 degF]. The 18-pulse configuration optionally can include a third-party-certified IP-56 enclosure that meets strict standards for water and dust ingress in harsh conditions.

PROTECTION FEATURES

- + Main circuit overcurrent at startup
- + Electronic thermal overload
- + Load-side phase-to-phase short-circuit protection
- + Heat sink and enclosure overtemperature protection
- + Open output phase
- + Programmable automatic load reduction (soft-stall)
- + DC bus overvoltage and undervoltage
- + Momentary power failure ride-through

STANDARD FEATURES

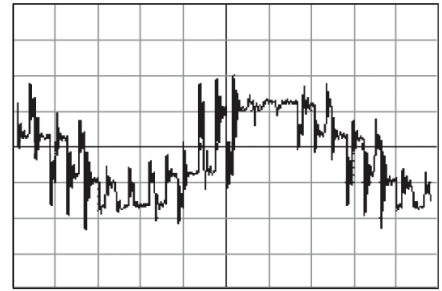
- + Input circuit breaker disconnect with 100-kAIC-rated fuses
- + Diode front-end converter
- + Insulated-gate bipolar transistor inverter
- + Heat-sink-mounted power components
- + Hall-effect current transformer sensing device
- + INSTRUCT Control UAC1 Universal Acquisition Controller
- + Weatherproof gasketed door with three-point padlockable latch
- + Lifting eyebolts
- + StarShield® Transient voltage surge suppressor
- + Outdoor-rates heat exchanger for forced air cooling
- + 1-kVa potential transformer for two 110-V receptacles
- + Mounting studs and antenna stand
- + Sine wave output filter (SWD)

INSTRUCT Drive ELVT provide state-of-the-art motor control, incorporating advanced digital pulse-width modulation (PWM) flux-vector control that ensures constant speed and torque. VSDs also provide higher torque per amp, which results in minimal motor heating and reduced torque pulsation, both of which can prolong the life of the electrical system. Electrical stresses during startup are detrimental to the electrical system, but the capability of reducing the in-rush current to as low as 1.5 times the operating current helps prolong insulation life for all electrical components downstream of the VSD, including connectors, splices, cables, and motor insulation.

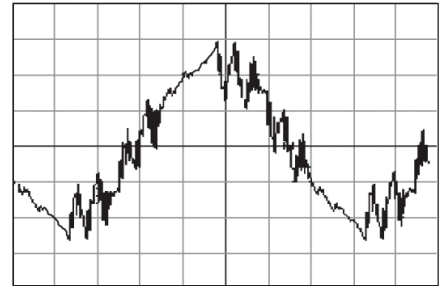
INSTRUCT Drive ELVT VSDs offer integral sinewave output filter than can eliminate problems related to resonance. The patented filter pushes the resonance band of the downhole system below the drive's carrier frequency, eliminating excessive resonance and minimizing voltage overshoots, regardless of variations in cable length, motor type, and transformer taps. The output voltage wave form is similar to that of a true sine wave and thus results in less voltage stress and longer life for the motor, cable, and other electrical components.

INPUT HARMONICS REDUCTION

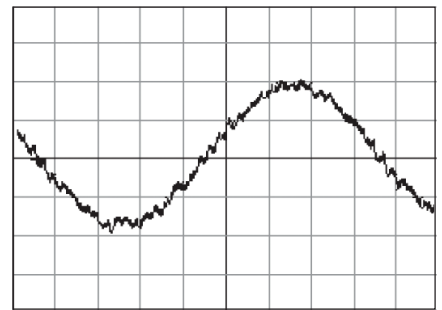
Higher-level-pulse low-voltage VSDs (12- and 18-pulse) are options to reduce line harmonics. They work by increasing the input phases to six and nine phases, respectively. The 12-pulse VSD will require the use of an external phase shift transformer, while the 18-pulse solution offers a method, subject to types of power systems, of achieving industrial guidelines (such as IEEE 519 or its IEC equivalent) with an all-inclusive package. Eighteen-pulse cancellation is achieved using an integral patented phase-shifting autotransformer. This design has a 0.99 constant power factor regardless of speed and is 1% more efficient compared with a typical external isolation phase shifting transformer—resulting in thousands of dollars per year in energy savings.



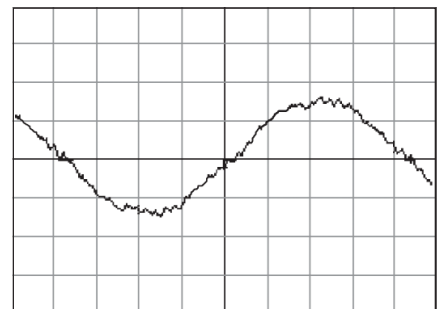
PWM voltage.



PWM current.



Sine wave drive voltage.



Sine wave drive current.

OPTIONAL FEATURES

- + Space heater with thermostat to prevent condensation
- + Three-phase current transformer modules for motor current monitoring
- + Potential transformers for three-phase input/output voltage monitoring
- + INSTRUCT Accessory* expansion cards
- + Internal transceiver
- + External junction box
- + DC link or AC line reactor
- + Door-mounted ammeter, voltmeters, push buttons, and switches



StarShield® Transient Voltage suppressor, a standard feature, provides excellent protection from power surges and lightning strikes.

Compared with a basic 6-pulse VSD, a 12-pulse VSD typically reduces the input supply's total harmonic distortion level to less than 50%, and the 18-pulse VSD typically reduces the distortion level by a dramatic 80%. This greatly decreases the heating and electrical stresses on other systems connected to the power supply.

CONTROL FUNCTIONALITIES AND PARAMETERS

- + Speed: target, maximum and minimum, base
- + Three jump frequencies and bandwidths, individually settable
- + V/Hz pattern, startup boost
- + Acceleration and deceleration rates, including start to minimum speed and minimum to target speed; also maintains constant pressure or load (from 0.01 Hz/10,000 s to 1 Hz/s)
- + Speed control in frequency, current, or pressure mode
- + Ability to catch a spinning motor or change rotation direction without stopping the VSD
- + Speed follower: speed control to follow analog input
- + Speed force: based on specified digital input

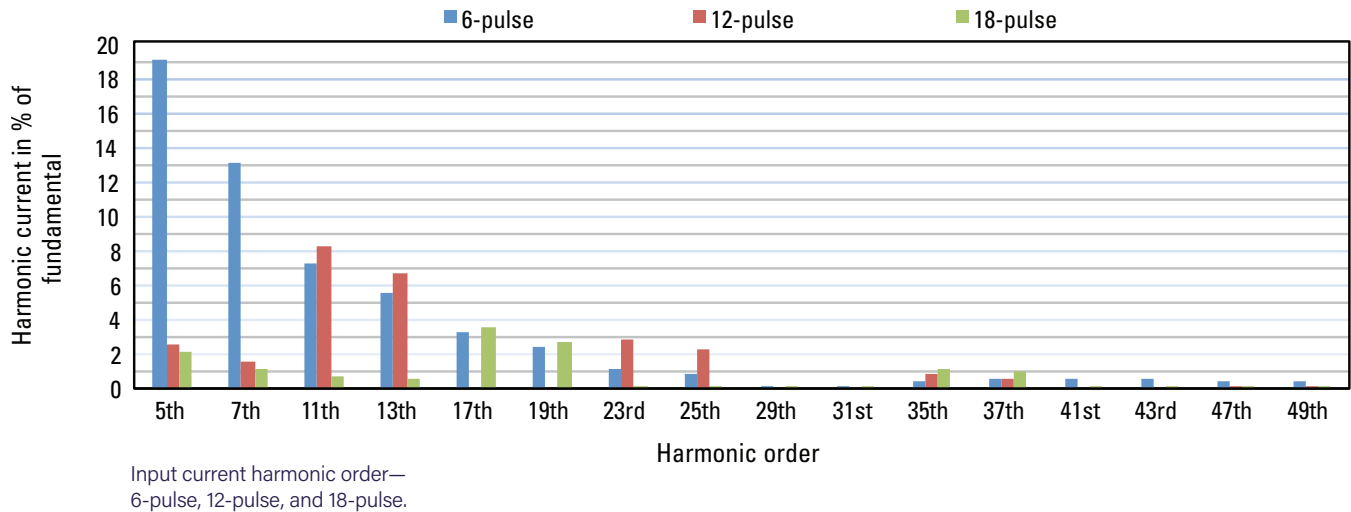
- + Soft stall: automatic speed reduction
- + Base speed voltage selection
- + Rocking start frequency, cycle, and pattern

MONITORED PARAMETERS

- + Current: drive-measured, motor-calculated (optional three-phase measured)
- + Voltage: drive input and output (optional three-phase measured)
- + Supply voltage
- + Power: drive input and output
- + Running frequency
- + Spin frequency, leg ground (optional)

PROTECTION SET POINTS

- + Overload (with 14-point time-response curve), underload, tracking underload, imbalance (optional)
- + Overvoltage (optional), undervoltage (optional, with six-point time-response curve), imbalance (optional)
- + High and low supply voltage (with six-point time-response curve)
- + Pressure or load high and low feedback set points
- + Backspin, leg ground (optional)



INSTRUCT DRIVE ELVT PULSE SPECIFICATIONS

INSTRUCT Drive ELVT Specifications		INSTRUCT Drive ELVT Environmental Ratings	
Control system	Flux-vector PWM, V/Hz control	Enclosure rating	NEMA 1 (indoor) or NEMA 3R (outdoor) or IP-56 (optional for 18 pulse)
Input supply	380 to 480 V $\pm 10\%$, 50 or 60 Hz $\pm 5\%$	Cooling method	Electronic section: sealed from outside air (NEMA 4 section) and cooled by heat exchanger Sine wave filter section: air-cooled. Transformer section: Forced air cooled (automatic internal and external fans)
Output voltage regulation	Same as power supply	Max. altitude, ft [m]	3,280 [1,000] above sea level; output rating derated above upper temperature
Frequency setting	0.01 to 120 Hz, 0.1-Hz resolution	Ambient operating temperature, degF [degC]	-22 to 122 [-30 to 50]; output rating derated above upper temperature
PWM carrier frequency (user-adjustable)	INSTRUCT Drive ELVT: 0.5 to 3.0 kHz INSTRUCT Drive ELVT with Sine wave filter: 2.2 kHz	Ambient storage temperature, degF [degC]	-40 to 140 [-40 to 60]
Input configuration	Diode, 6- or 12-pulse 18 pulse - integral phase shifting transformer with diode front end	Relative humidity	20% to 95% maximum (noncondensing)
Efficiency	>98% at full load 18 pulse >97% at full load	H ₂ S protection	Conformal-coated circuit boards and tin-plated bus bars
Power factor	>0.97 at full load 18 pulse >98% at full load	Material	12-gauge carbon steel enclosure†
Overload rating	120% for 60 s, 100% continuous	† Stainless steel available on request	
Certification and standards compliance	UL-508, CE (with addition of electromagnetic interference filter at drive input)		

INSTRUCT Drive ELVT 6- and 12-Pulse Specifications

Output Rating			Ambient Temperature Rating, degF [degC]	Without Sine Wave Output Filter			With Sine Wave Output Filter		
				Dimensions (H x W x D), in [cm]		Approximate Weight, lbm [kg]	Dimensions (H x W x D), in [cm]		Approximate Weight, lbm [kg]
				NEMA 3R	NEMA 1		NEMA 3R	NEMA 1	
A	kVA at 480 V	kVA at 380 V							
79	66	52	122 [50]	81.50 x 25.00 x 35.00 [207 x 63.5 x 89]	81.50 x 25.06 x 33.00 [207 x 63.7 x 83.4]	1,000 [453.6]	na†	na	na
100	83	66	122 [50]	81.50 x 25.00 x 35.00 [207 x 63.5 x 89]	81.50 x 25.06 x 33.00 [207 x 63.7 x 83.4]	1,000 [453.6]	na	na	na
132	110	87	122 [50]	81.50 x 25.00 x 35.00 [207 x 63.5 x 89]	81.50 x 25.06 x 33.00 [207 x 63.7 x 83.4]	1,000 [453.6]	99.50 x 25.00 x 35.00 [252.7 x 63.5 x 89]	99.50 x 25.06 x 33.00 [252.7 x 63.7 x 83.4]	1,500 [680]
156	130	103	122 [50]	81.50 x 31.50 x 35.00 [207 x 80 x 89]	81.50 x 25.06 x 33.00 [207 x 63.7 x 83.4]	1,000 [453.6]	99.50 x 31.50 x 35.00 [252.7 x 80 x 89]	99.50 x 25.06 x 33.00 [252.7 x 63.7 x 83.4]	1,500 [680]
196	163	129	122 [50]	81.50 x 31.50 x 35.00 [207 x 80 x 89]	81.50 x 25.06 x 33.00 [207 x 63.7 x 83.4]	1,000 [453.6]	99.50 x 31.50 x 35.00 [252.7 x 80 x 89]	99.50 x 25.06 x 33.00 [252.7 x 63.7 x 83.4]	1,500 [680]
241	200	158	122 [50]	81.50 x 31.50 x 35.00 [207 x 80 x 89]	81.50 x 25.06 x 33.00 [207 x 63.7 x 83.4]	1,000 [453.6]	99.50 x 31.50 x 35.00 [252.7 x 80 x 89]	99.50 x 25.06 x 33.00 [252.7 x 63.7 x 83.4]	1,500 [680]
313	260	206	122 [50]	81.50 x 46.00 x 42.00 [207 x 117 x 107]	81.50 x 37.06 x 40.00 [207 x 94 x 101.6]	1,200 [544]	99.50 x 46.00 x 42.00 [252.7 x 117 x 107]	99.50 x 37.06 x 40.00 [252.7 x 94 x 101.6]	2,000 [907]
469	390	309	122 [50]	81.50 x 46.00 x 42.00 [207 x 117 x 107]	81.50 x 37.06 x 40.00 [207 x 94 x 101.6]	1,200 [544]	99.50 x 46.00 x 42.00 [252.7 x 117 x 107]	99.50 x 37.06 x 40.00 [252.7 x 94 x 101.6]	2,000 [907]
546	454	359	122 [50]	81.50 x 46.00 x 42.00 [207 x 117 x 107]	81.50 x 37.06 x 40.00 [207 x 94 x 101.6]	1,200 [544]	99.50 x 46.00 x 42.00 [252.7 x 117 x 107]	99.50 x 37.06 x 40.00 [252.7 x 94 x 101.6]	2,000 [907]
623	518	410	104 [40]	81.50 x 46.00 x 42.00 [207 x 117 x 107]	81.50 x 37.06 x 40.00 [207 x 94 x 101.6]	1,200 [544]	99.50 x 46.00 x 42.00 [252.7 x 117 x 107]	99.50 x 37.06 x 40.00 [252.7 x 94 x 101.6]	2,000 [907]
623	518	410	122 [50]	81.50 x 90.00 x 48.00 [207 x 229 x 122]	81.50 x 72.00 x 46.00 [207 x 183 x 117]	2,000 [907]	99.50 x 90.00 x 48.00 [252.7 x 229 x 122]	99.50 x 72.00 x 46.00 [252.7 x 183 x 117]	3,100 [1,406]
722	600	475	122 [50]	81.50 x 90.00 x 48.00 [207 x 229 x 122]	81.50 x 72.00 x 46.00 [207 x 183 x 117]	2,000 [907]	99.50 x 90.00 x 48.00 [252.7 x 229 x 122]	99.50 x 72.00 x 46.00 [252.7 x 183 x 117]	3,100 [1,406]
842	700	554	122 [50]	81.50 x 90.00 x 48.00 [207 x 229 x 122]	81.50 x 72.00 x 46.00 [207 x 183 x 117]	2,000 [907]	99.50 x 90.00 x 48.00 [252.7 x 229 x 122]	99.50 x 72.00 x 46.00 [252.7 x 183 x 117]	3,100 [1,406]
980	815	645	122 [50]	81.50 x 90.00 x 48.00 [207 x 229 x 122]	81.50 x 72.00 x 46.00 [207 x 183 x 117]	2,000 [907]	99.50 x 90.00 x 48.00 [252.7 x 229 x 122]	99.50 x 72.00 x 46.00 [252.7 x 183 x 117]	3,100 [1,406]
1,121	932	738	122 [50]	81.50 x 90.00 x 48.00 [207 x 229 x 122]	81.50 x 72.00 x 46.00 [207 x 183 x 117]	2,000 [907]	99.50 x 90.00 x 48.00 [252.7 x 229 x 122]	99.50 x 72.00 x 46.00 [252.7 x 183 x 117]	5,000 [2,268]
1,203	1,000	792	122 [50]	81.50 x 90.00 x 48.00 [207 x 229 x 122]	81.50 x 72.00 x 46.00 [207 x 183 x 117]	2,000 [907]	99.50 x 90.00 x 48.00 [252.7 x 229 x 122]	99.50 x 72.00 x 46.00 [252.7 x 183 x 117]	5,000 [2,268]
1,443	1,200	950	122 [50]	81.50 x 110.00 x 48.00 [207 x 279 x 122]	81.50 x 84.00 x 46.00 [207 x 213 x 117]	3,500 [1,588]	99.50 x 110.00 x 48.00 [252.7 x 279 x 122]	99.50 x 84.00 x 46.00 [252.7 x 213 x 117]	5,000 [2,268]
1,684	1,400	1,108	104 [40]	81.50 x 110.00 x 48.00 [207 x 279 x 122]	81.50 x 84.00 x 46.00 [207 x 213 x 117]	3,500 [1,588]	99.50 x 110.00 x 48.00 [252.7 x 279 x 122]	99.50 x 84.00 x 46.00 [252.7 x 213 x 117]	5,000 [2,268]
1,804	1,500	1,188	104 [40]	81.50 x 110.00 x 48.00 [207 x 279 x 122]	81.50 x 84.00 x 46.00 [207 x 213 x 117]	3,500 [1,588]	99.50 x 110.00 x 48.00 [252.7 x 279 x 122]	99.50 x 84.00 x 46.00 [252.7 x 213 x 117]	5,000 [2,268]

†Not available.

INSTRUCT Drive ELVT 18-Pulse Specifications

Output Rating			Ambient Temperature Rating, degF [degC]	NEMA 3R Dimensions (H x W x D), in [cm]	Approximate Weight, lbm [kg]	
A	kVA at 480 V	kVA at 380 V			Without Sine Wave Output Filter	With Sine Wave Output Filter
132	110	87	122 [50]	81.50 x 70.00 x 39.00 [207 x 178 x 99]	2,350 [1,043]	2,550 [1,157]
156	130	103	122 [50]	81.50 x 70.00 x 39.00 [207 x 178 x 99]	2,300 [1,043]	2,550 [1,157]
241	200	158	122 [50]	81.50 x 70.00 x 39.00 [207 x 178 x 99]	2,300 [1,043]	2,550 [1,157]
313	260	206	122 [50]	81.50 x 93.50 x 48.00 [207 x 238 x 122]	3,175 [1,440]	3,425 [1,554]
469	390	309	122 [50]	81.50 x 93.50 x 48.00 [207 x 238 x 122]	3,400 [1,542]	3,650 [1,656]
546	454	359	122 [50]	81.50 x 93.50 x 48.00 [207 x 238 x 122]	3,650 [1,655]	3,900 [1,769]
623	518	410	122 [50]	81.50 x 93.50 x 48.00 [207 x 238 x 122]	3,650 [1,655]	3,900 [1,769]
623	518	410	122 [50]	81.50 x 130.00 x 50.50 [207 x 330 x 128]	5,350 [2,427]	5,600 [2,540]
722	600	475	122 [50]	81.50 x 130.00 x 50.50 [207 x 330 x 128]	5,450 [2,472]	5,700 [2,585]
842	700	554	104 [40]	81.50 x 130.00 x 50.50 [207 x 330 x 128]	5,525 [2,506]	5,775 [2,619]
980	815	645	122 [50]	81.50 x 130.00 x 50.50 [207 x 330 x 128]	5,725 [2,597]	5,975 [2,710]
1,203	1,000	792	122 [50]	100 .00 x 138.50 x 48.50 [254 x 352 x 123]	7,350 [3,334]	7,600 [3,450]
1,443	1,200	950	122 [50]	100 .00 x 138.50 x 48.50 [254 x 352 x 123]	7,350 [3,334]	7,600 [3,450]